



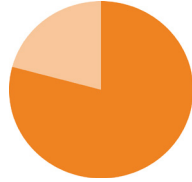
HUNGER IN OKLAHOMA

OKLAHOMA STATISTICS



15.1%

OVERALL STATE FOOD INSECURITY RATE



21.8%

STATE CHILD FOOD INSECURITY RATE



FEEDING AMERICA PROJECTION DURING THE COVID-19 PANDEMIC

18.6%

PROJECTED STATE FOOD INSECURITY RATE

28.5%

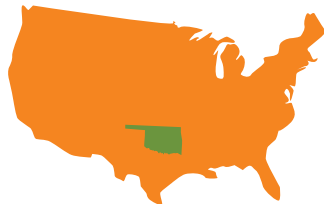
PROJECTED STATE CHILD FOOD INSECURITY RATE

"I can draw a bath.
I can read a bedtime story.
But I can't create food out of thin air."

- Tulsa Public Schools paraprofessional and unexpected custodian of three grandchildren.

OKLAHOMA IS ONE OF ONLY

NINE STATES



WITH A FOOD INSECURITY RATE ABOVE 15 PERCENT.



\$3.03

AVERAGE COST PER MEAL IN EASTERN OKLAHOMA

594,140

TOTAL FOOD INSECURE PEOPLE

3,918,137

2018 OKLAHOMA POPULATION

These quick fact sheets include data from Feeding America's Map the Meal Gap, the Bureau of Labor Statistics, and the United States Census Bureau, compiled by the Community Food Bank of Eastern Oklahoma.



www.okfoodbank.org

Gundersen, C., A. Dewey, E. Engelhard, M. Strayer & L. Lapinski. Map the Meal Gap 2020: A Report on County and Congressional District Food Insecurity and County Food Cost in the United States in 2018. Feeding America, 2020.

Updated 12/2020



COUNTY QUICK FACTS

TULSA COUNTY

642,781
2018 POPULATION

11,810,407
MEALS DISTRIBUTED FY2020




8.2%
SENIORS LIVING IN
POVERTY

3.2%
UNEMPLOYMENT
RATE AVERAGE

\$3.13
AVERAGE COST
PER MEAL

“There are many people in our community who hit a rough patch at times. One box of food at the end of a month won’t solve a financial crisis, but it may help someone and their family eat more securely while they work through that crisis.” - Sue Catron



FOOD INSECURITY RATE **13.9%**
89,600 TOTAL FOOD INSECURE PEOPLE



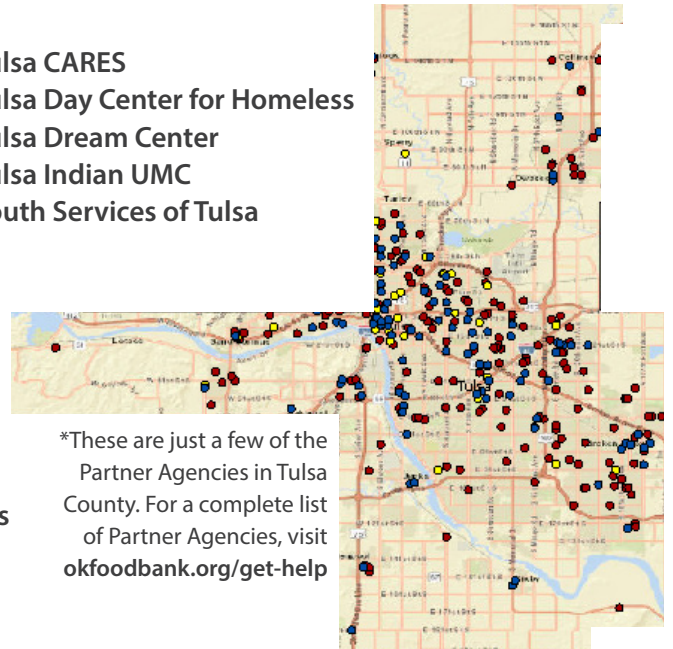
19.8% **CHILD FOOD INSECURITY RATE**
32,390 TOTAL FOOD INSECURE CHILDREN

116 PARTNER AGENCIES

Agape Bible Fellowship
All Souls Unitarian Church
Bixby Community Outreach Center
Broken Arrow Neighbors
Catholic Charities
Common Ground
Crosstown Church of Christ
Dividing Bread Ministry
DVIS
Emergency Infant Services
Family and Children’s Services
First Baptist Church
Harvest House
Housing Partners of Tulsa
Iglesia Hispana Victory
Iron Gate

Islamic Society of Tulsa
Jenks Church of Christ
John 3:16 Mission
Kendall Whittier Food Pantry
Loaves and Fishes
Neighbors Along the Line
Neighbors in Need
Nueva Esperanza UMC
Owasso Community Resources
People’s Pantry of Tulsa
Restore Hope Ministries
Salvation Army
Sand Springs Community Services
South Tulsa Community House
Springdale Baptist Church
Templo Cristiano

Tulsa CARES
Tulsa Day Center for Homeless
Tulsa Dream Center
Tulsa Indian UMC
Youth Services of Tulsa



*These are just a few of the Partner Agencies in Tulsa County. For a complete list of Partner Agencies, visit okfoodbank.org/get-help

For a map of Partner Agencies in your county with contact information and hours of operation, go to okfoodbank.org/get-help

These quick fact sheets include data from Feeding America’s Map the Meal Gap, the Bureau of Labor Statistics, and the United States Census Bureau, compiled by the Community Food Bank of Eastern Oklahoma.



Fighting Hunger, Feeding Hope



Gundersen, C., A. Dewey, E. Engelhard, M. Strayer & L. Lapinski. *Map the Meal Gap 2020: A Report on County and Congressional District Food Insecurity and County Food Cost in the United States in 2018.* Feeding America, 2020.

Updated 12/2020