



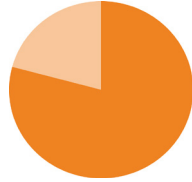
# HUNGER IN OKLAHOMA

## OKLAHOMA STATISTICS



**15.1%**

OVERALL STATE FOOD INSECURITY RATE



**21.8%**

STATE CHILD FOOD INSECURITY RATE



### FEEDING AMERICA PROJECTION DURING THE COVID-19 PANDEMIC

**18.6%**

PROJECTED STATE FOOD INSECURITY RATE

**28.5%**

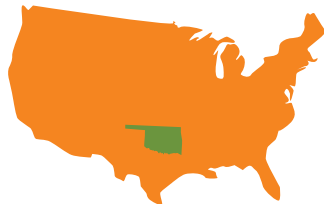
PROJECTED STATE CHILD FOOD INSECURITY RATE

"I can draw a bath.  
I can read a bedtime story.  
But I can't create food out of thin air."

- Tulsa Public Schools paraprofessional and unexpected custodian of three grandchildren.

OKLAHOMA IS ONE OF ONLY

**NINE STATES**



WITH A FOOD INSECURITY RATE ABOVE 15 PERCENT.



**\$3.03**

AVERAGE COST PER MEAL IN EASTERN OKLAHOMA

**594,140**  
TOTAL FOOD INSECURE PEOPLE

**3,918,137**  
2018 OKLAHOMA POPULATION

These quick fact sheets include data from Feeding America's Map the Meal Gap, the Bureau of Labor Statistics, and the United States Census Bureau, compiled by the Community Food Bank of Eastern Oklahoma.



[www.okfoodbank.org](http://www.okfoodbank.org)

Gundersen, C., A. Dewey, E. Engelhard, M. Strayer & L. Lapinski. Map the Meal Gap 2020: A Report on County and Congressional District Food Insecurity and County Food Cost in the United States in 2018. Feeding America, 2020.

Updated 12/2020

# COUNTY QUICK FACTS

## PITTSBURG COUNTY

44,382  
2018 POPULATION

357,812  
MEALS DISTRIBUTED FY2020




**10.6%**  
SENIORS LIVING IN  
POVERTY

**4.2%**  
UNEMPLOYMENT  
RATE AVERAGE

**\$3.22**  
AVERAGE COST  
PER MEAL

“There are many people in our community who hit a rough patch at times. One box of food at the end of a month won’t solve a financial crisis, but it may help someone and their family eat more securely while they work through that crisis.” - Sue Catron



**FOOD  
INSECURITY  
RATE**

**16.8%**  
7,440 TOTAL FOOD  
INSECURE PEOPLE



**24.8%**  
2,440 TOTAL FOOD  
INSECURE CHILDREN

**CHILD FOOD  
INSECURITY  
RATE**

## 22 PARTNER AGENCIES

Apostolics of McAlester  
Boys & Girls Club/McAlester  
Calvary PCG  
Catholic Charities/St. Jude  
EOYS Detention Center  
FUMC/McAlester  
Gene Heathcock Community  
Center

Good Samaritan Outreach  
Hope House of McAlester  
Hospitality House of Oklahoma  
Indianola Senior Citizens  
John 6:13 All Saints Episcopal Church  
Mary Lou Trolinger Senior Center  
McAlester Care Center  
McAlester Group Home

The Oaks Rehabilitative Services Center  
Oklahomans for Independent Living  
Shared Blessings  
Twin Cities Christian Outreach  
Victory Park Baptist Church  
Victory Worship COGOP  
Youth Emergency Shelter

For a map of Partner Agencies in your county with contact information and hours of operation, go to [okfoodbank.org/get-help](http://okfoodbank.org/get-help)

These quick fact sheets include data from Feeding America’s Map the Meal Gap, the Bureau of Labor Statistics, and the United States Census Bureau, compiled by the Community Food Bank of Eastern Oklahoma.



Gundersen, C., A. Dewey, E. Engelhard, M. Strayer & L. Lapinski. Map the Meal Gap 2020: A Report on County and Congressional District Food Insecurity and County Food Cost in the United States in 2018. Feeding America, 2020.

Updated 12/2020