



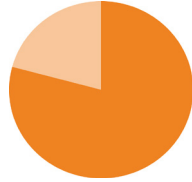
# HUNGER IN OKLAHOMA

## OKLAHOMA STATISTICS



**15.1%**

OVERALL STATE FOOD INSECURITY RATE



**21.8%**

STATE CHILD FOOD INSECURITY RATE



### FEEDING AMERICA PROJECTION DURING THE COVID-19 PANDEMIC

**18.6%**

PROJECTED STATE FOOD INSECURITY RATE

**28.5%**

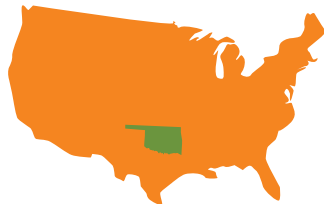
PROJECTED STATE CHILD FOOD INSECURITY RATE

"I can draw a bath.  
I can read a bedtime story.  
But I can't create food out of thin air."

- Tulsa Public Schools paraprofessional and unexpected custodian of three grandchildren.

OKLAHOMA IS ONE OF ONLY

**NINE STATES**



WITH A FOOD INSECURITY RATE ABOVE 15 PERCENT.



**\$3.03**

AVERAGE COST PER MEAL IN EASTERN OKLAHOMA

**594,140**  
TOTAL FOOD INSECURE PEOPLE

**3,918,137**  
2018 OKLAHOMA POPULATION

These quick fact sheets include data from Feeding America's Map the Meal Gap, the Bureau of Labor Statistics, and the United States Census Bureau, compiled by the Community Food Bank of Eastern Oklahoma.



[www.okfoodbank.org](http://www.okfoodbank.org)

Gundersen, C., A. Dewey, E. Engelhard, M. Strayer & L. Lapinski. Map the Meal Gap 2020: A Report on County and Congressional District Food Insecurity and County Food Cost in the United States in 2018. Feeding America, 2020.

Updated 12/2020



# COUNTY QUICK FACTS

## MCINTOSH COUNTY

19,819  
2018 POPULATION


## 170,760

MEALS DISTRIBUTED FY2020



**10.1%** SENIORS LIVING IN POVERTY | **5.8%** UNEMPLOYMENT RATE AVERAGE | **\$3.08** AVERAGE COST PER MEAL


“There are many people in our community who hit a rough patch at times. One box of food at the end of a month won’t solve a financial crisis, but it may help someone and their family eat more securely while they work through that crisis.” -Sue Catron



**FOOD INSECURITY RATE** **18.9%**  
3,760 TOTAL FOOD INSECURE PEOPLE



**30.6%** **CHILD FOOD INSECURITY RATE**  
1,240 TOTAL FOOD INSECURE CHILDREN



**7 PARTNER AGENCIES**  
Calvary Baptist Church / City of Refuge  
Checotah Methodist Mission  
Eufaula Backpack Buddies  
Friendship Kitchen  
God’s Helping Hands  
Jesus’ Helping Hands  
Piney Creek Fellowship Church



For a map of Partner Agencies in your county with contact information and hours of operation, go to [okfoodbank.org/get-help](http://okfoodbank.org/get-help)

These quick fact sheets include data from Feeding America’s Map the Meal Gap, the Bureau of Labor Statistics, and the United States Census Bureau, compiled by the Community Food Bank of Eastern Oklahoma.



Fighting Hunger, Feeding Hope



Community FOOD BANK of Eastern Oklahoma



Gundersen, C., A. Dewey, E. Engelhard, M. Strayer & L. Lapinski. Map the Meal Gap 2020: A Report on County and Congressional District Food Insecurity and County Food Cost in the United States in 2018. Feeding America, 2020.

Updated 12/2020