



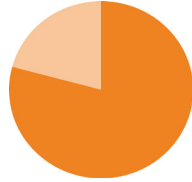
HUNGER IN OKLAHOMA

OKLAHOMA STATISTICS



15.1%

OVERALL STATE FOOD INSECURITY RATE



21.8%

STATE CHILD FOOD INSECURITY RATE



FEEDING AMERICA PROJECTION DURING THE COVID-19 PANDEMIC

18.6%

PROJECTED STATE FOOD INSECURITY RATE

28.5%

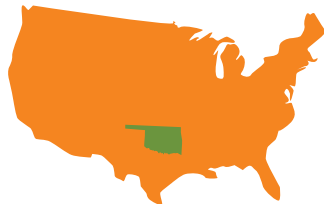
PROJECTED STATE CHILD FOOD INSECURITY RATE

"I can draw a bath.
I can read a bedtime story.
But I can't create food out of thin air."

- Tulsa Public Schools paraprofessional and unexpected custodian of three grandchildren.

OKLAHOMA IS ONE OF ONLY

NINE STATES



WITH A FOOD INSECURITY RATE ABOVE 15 PERCENT.



\$3.03

AVERAGE COST PER MEAL IN EASTERN OKLAHOMA

594,140
TOTAL FOOD INSECURE PEOPLE

3,918,137
2018 OKLAHOMA POPULATION

These quick fact sheets include data from Feeding America's Map the Meal Gap, the Bureau of Labor Statistics, and the United States Census Bureau, compiled by the Community Food Bank of Eastern Oklahoma.

Gundersen, C., A. Dewey, E. Engelhard, M. Strayer & L. Lapinski. Map the Meal Gap 2020: A Report on County and Congressional District Food Insecurity and County Food Cost in the United States in 2018. Feeding America, 2020.



www.okfoodbank.org

Updated 12/2020



COUNTY QUICK FACTS

CREEK COUNTY

71,160
2018 POPULATION

727,682
MEALS DISTRIBUTED FY2020




9.9%
SENIORS LIVING IN
POVERTY

3.7%
UNEMPLOYMENT
RATE AVERAGE

\$3.13
AVERAGE COST
PER MEAL

“There are many people in our community who hit a rough patch at times. One box of food at the end of a month won’t solve a financial crisis, but it may help someone and their family eat more securely while they work through that crisis.” -Sue Catron



FOOD INSECURITY RATE **13.8%**
9,830 TOTAL FOOD INSECURE PEOPLE



21.8% **CHILD FOOD INSECURITY RATE**
3,7600 TOTAL FOOD INSECURE

14 PARTNER AGENCIES

- | | | |
|-------------------------------|--------------------------------|----------------------|
| Bristow Presbyterian Church | First Baptist Church/Drumright | Oasis Inc. Adult Day |
| Bristow Social Services, Inc. | First Baptist Church/Sapulpa | Services |
| Calvary Baptist Church | FUMC/Depew | Olive FFA |
| Caring Community Friends | FUMC/Sapulpa | Salvation Army |
| Church of the Word | Mannford Food for Kids | Sapulpa Show, Inc. |

For a map of Partner Agencies in your county with contact information and hours of operation, go to okfoodbank.org/get-help

These quick fact sheets include data from Feeding America’s Map the Meal Gap, the Bureau of Labor Statistics, and the United States Census Bureau, compiled by the Community Food Bank of Eastern Oklahoma.



Gundersen, C., A. Dewey, E. Engelhard, M. Strayer & L. Lapinski. Map the Meal Gap 2020: A Report on County and Congressional District Food Insecurity and County Food Cost in the United States in 2018. Feeding America, 2020.

Updated 12/2020