

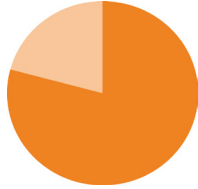
# HUNGER IN OKLAHOMA

## OKLAHOMA STATISTICS



**15.8%**

OVERALL STATE FOOD INSECURITY RATE



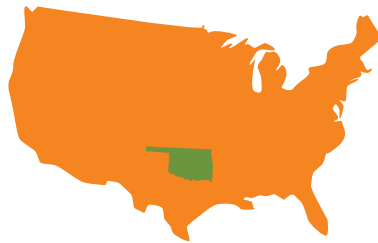
**22.2%**

STATE CHILD FOOD INSECURITY RATE



OKLAHOMA CONSISTENTLY RANKS AS

**ONE OF ELEVEN**



STATES WHERE FOOD INSECURITY IS ABOVE THE NATIONAL AVERAGE

**621,370**  
TOTAL FOOD INSECURE PEOPLE

**3,943,079**  
2017 OKLAHOMA POPULATION

**"I can draw a bath.  
I can read a bedtime story.  
But I can't create food out of thin air."**  
- Tulsa Public Schools paraprofessional and unexpected custodian of three grandchildren.



**\$3.01**

AVERAGE COST PER MEAL IN EASTERN OKLAHOMA

These quick fact sheets include data from Feeding America's Map the Meal Gap, the Bureau of Labor Statistics, and the United States Census Bureau, compiled by the Community Food Bank of Eastern Oklahoma.



Fighting Hunger, Feeding Hope

**FOOD BANK**

Community **FOOD BANK** of Eastern Oklahoma



Gundersen, C., A. Dewey, M. Kato, A. Crumbaugh & M. Strayer. *Map the Meal Gap 2019: A Report on County and Congressional District Food Insecurity and County Food Cost in the United States in 2017.* Feeding America, 2019.

Updated 2/20



# COUNTY QUICK FACTS

# MAYES COUNTY

40,980

2017 POPULATION

618,507

MEALS DISTRIBUTED FY2019




**8.7%**  
SENIORS LIVING IN  
POVERTY

**3.4%**  
UNEMPLOYMENT  
RATE AVERAGE

**\$3.13**  
AVERAGE COST  
PER MEAL

“There are many people in our community who hit a rough patch at times. One box of food at the end of a month won’t solve a financial crisis, but it may help someone and their family eat more securely while they work through that crisis.” -Sue Catron



**FOOD  
INSECURITY  
RATE**

**16%**  
6,540 TOTAL FOOD  
INSECURE PEOPLE



**24.1%**  
2,370 TOTAL FOOD  
INSECURE CHILDREN

**CHILD FOOD  
INSECURITY  
RATE**



## 12 PARTNER AGENCIES



- B&GC of Green Country
- CARD Seniors/Pryor
- First Christian Church/Langley
- First Church of God/Pryor
- Grand Lake Community Ministry
- Little Rock Free Will Baptist

- Locust Grove Community Coalition
- Locust Grove Ministerial Alliance
- New Life Foursquare Church/Mayes
- Northstar Storehouse
- Pryor Ministries Center
- Spavinaw Youth Center

For a map of Partner Agencies in your county with contact information and hours of operation, go to [okfoodbank.org/get-help](http://okfoodbank.org/get-help)

These quick fact sheets include data from Feeding America’s Map the Meal Gap, the Bureau of Labor Statistics, and the United States Census Bureau, compiled by the Community Food Bank of Eastern Oklahoma.



Fighting Hunger, Feeding Hope



Gundersen, C., A. Dewey, M. Kato, A. Crumbaugh & M. Strayer. *Map the Meal Gap 2019: A Report on County and Congressional District Food Insecurity and County Food Cost in the United States in 2017.* Feeding America, 2019.

[www.okfoodbank.org](http://www.okfoodbank.org)

Updated 2/20