

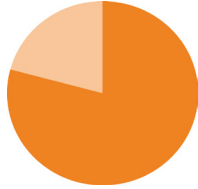
HUNGER IN OKLAHOMA

OKLAHOMA STATISTICS



15.8%

OVERALL STATE FOOD INSECURITY RATE



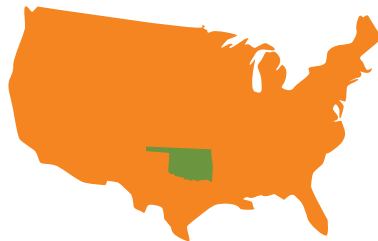
22.2%

STATE CHILD FOOD INSECURITY RATE



OKLAHOMA CONSISTENTLY RANKS AS

ONE OF ELEVEN



STATES WHERE FOOD INSECURITY IS ABOVE THE NATIONAL AVERAGE

621,370
TOTAL FOOD INSECURE PEOPLE

3,943,079
2017 OKLAHOMA POPULATION

**"I can draw a bath.
I can read a bedtime story.
But I can't create food out of thin air."**
- Tulsa Public Schools paraprofessional and unexpected custodian of three grandchildren.



\$3.01

AVERAGE COST PER MEAL IN EASTERN OKLAHOMA

These quick fact sheets include data from Feeding America's Map the Meal Gap, the Bureau of Labor Statistics, and the United States Census Bureau, compiled by the Community Food Bank of Eastern Oklahoma.



Fighting Hunger, Feeding Hope

FOOD BANK

Community **FOOD BANK** of Eastern Oklahoma



Gundersen, C., A. Dewey, M. Kato, A. Crumbaugh & M. Strayer. *Map the Meal Gap 2019: A Report on County and Congressional District Food Insecurity and County Food Cost in the United States in 2017.* Feeding America, 2019.

Updated 2/20



COUNTY QUICK FACTS

HASKELL COUNTY

12,704
2017 POPULATION

340,856
MEALS DISTRIBUTED FY2019




8.5%
SENIORS LIVING IN
POVERTY

5.1%
UNEMPLOYMENT
RATE AVERAGE

\$2.96
AVERAGE COST
PER MEAL

“There are many people in our community who hit a rough patch at times. One box of food at the end of a month won’t solve a financial crisis, but it may help someone and their family eat more securely while they work through that crisis.” -Sue Catron



FOOD INSECURITY RATE **16.9%**
2,150 TOTAL FOOD INSECURE PEOPLE



24.9% **CHILD FOOD INSECURITY RATE**
770 TOTAL FOOD INSECURE CHILDREN



4 PARTNER AGENCIES

- Kibois CAF Stigler
- Kibois CAF Women’s Shelter
- Trinity Baptist Church
- Victory Worship Center/Keota



For a map of Partner Agencies in your county with contact information and hours of operation, go to okfoodbank.org/get-help

These quick fact sheets include data from Feeding America’s Map the Meal Gap, the Bureau of Labor Statistics, and the United States Census Bureau, compiled by the Community Food Bank of Eastern Oklahoma.



Fighting Hunger, Feeding Hope



Gundersen, C., A. Dewey, M. Kato, A. Crumbaugh & M. Strayer. *Map the Meal Gap 2019: A Report on County and Congressional District Food Insecurity and County Food Cost in the United States in 2017.* Feeding America, 2019.

www.okfoodbank.org

Updated 2/20