

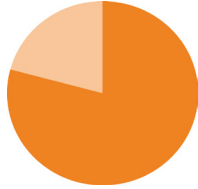
HUNGER IN OKLAHOMA

OKLAHOMA STATISTICS



15.8%

OVERALL STATE FOOD INSECURITY RATE



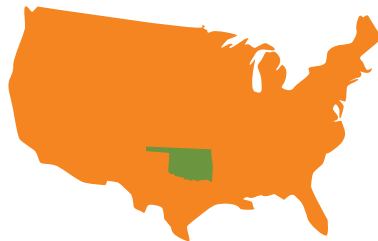
22.2%

STATE CHILD FOOD INSECURITY RATE



OKLAHOMA CONSISTENTLY RANKS AS

ONE OF ELEVEN



STATES WHERE FOOD INSECURITY IS ABOVE THE NATIONAL AVERAGE

**"I can draw a bath.
I can read a bedtime story.
But I can't create food out of thin air."**
- Tulsa Public Schools paraprofessional and unexpected custodian of three grandchildren.

621,370
TOTAL FOOD INSECURE PEOPLE

3,943,079
2017 OKLAHOMA POPULATION



\$3.01

AVERAGE COST PER MEAL IN EASTERN OKLAHOMA



These quick fact sheets include data from Feeding America's Map the Meal Gap, the Bureau of Labor Statistics, and the United States Census Bureau, compiled by the Community Food Bank of Eastern Oklahoma.



Fighting Hunger, Feeding Hope



Community **FOOD BANK** of Eastern Oklahoma



Gundersen, C., A. Dewey, M. Kato, A. Crumbaugh & M. Strayer. *Map the Meal Gap 2019: A Report on County and Congressional District Food Insecurity and County Food Cost in the United States in 2017.* Feeding America, 2019.

Updated 2/20



COUNTY QUICK FACTS

CREEK COUNTY

71,160
2017 POPULATION

742,910
MEALS DISTRIBUTED FY2019




9.1%
SENIORS LIVING IN
POVERTY

3.8%
UNEMPLOYMENT
RATE AVERAGE

\$3.15
AVERAGE COST
PER MEAL

“There are many people in our community who hit a rough patch at times. One box of food at the end of a month won’t solve a financial crisis, but it may help someone and their family eat more securely while they work through that crisis.” -Sue Catron



FOOD INSECURITY RATE **15.1%**
10,740 TOTAL FOOD INSECURE PEOPLE



23% **CHILD FOOD INSECURITY RATE**
3,940 TOTAL FOOD INSECURE CHILDREN



18 PARTNER AGENCIES



Bristow Presbyterian Church
Bristow Social Services, Inc.
Calvary Baptist Church
Caring Community Friends
Church of the Word
CREOKS MHS/Sapulpa

Firehouse Ministry
First Baptist Church/Drumright
First Baptist Church/Sapulpa
FUMC/Depew
FUMC/Sapulpa
Green Country Teen Challenge

Kids Connection
Mannford Food for Kids
Olive FFA
Salvation Army/Sapulpa
Show, Inc.
Spring Creek/CREOKS

For a map of Partner Agencies in your county with contact information and hours of operation, go to okfoodbank.org/get-help

These quick fact sheets include data from Feeding America’s Map the Meal Gap, the Bureau of Labor Statistics, and the United States Census Bureau, compiled by the Community Food Bank of Eastern Oklahoma.



Fighting Hunger, Feeding Hope



Gundersen, C., A. Dewey, M. Kato, A. Crumbaugh & M. Strayer. *Map the Meal Gap 2019: A Report on County and Congressional District Food Insecurity and County Food Cost in the United States in 2017.* Feeding America, 2019.

www.okfoodbank.org

Updated 2/20