

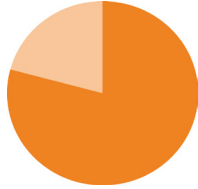
# HUNGER IN OKLAHOMA

## OKLAHOMA STATISTICS



**15.8%**

OVERALL STATE FOOD INSECURITY RATE



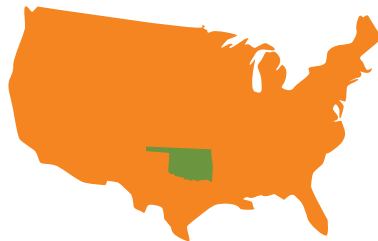
**22.2%**

STATE CHILD FOOD INSECURITY RATE



OKLAHOMA CONSISTENTLY RANKS AS

**ONE OF ELEVEN**



STATES WHERE FOOD INSECURITY IS ABOVE THE NATIONAL AVERAGE

**621,370**  
TOTAL FOOD INSECURE PEOPLE

**3,943,079**  
2017 OKLAHOMA POPULATION

**"I can draw a bath.  
I can read a bedtime story.  
But I can't create food out of thin air."**  
- Tulsa Public Schools paraprofessional and unexpected custodian of three grandchildren.



**\$3.01**

AVERAGE COST PER MEAL IN EASTERN OKLAHOMA

These quick fact sheets include data from Feeding America's Map the Meal Gap, the Bureau of Labor Statistics, and the United States Census Bureau, compiled by the Community Food Bank of Eastern Oklahoma.



Fighting Hunger, Feeding Hope

**FOOD BANK**

Community **FOOD BANK** of Eastern Oklahoma



Gundersen, C., A. Dewey, M. Kato, A. Crumbaugh & M. Strayer. *Map the Meal Gap 2019: A Report on County and Congressional District Food Insecurity and County Food Cost in the United States in 2017.* Feeding America, 2019.

Updated 2/20



# COUNTY QUICK FACTS

# CRAIG COUNTY

**14,493**  
2017 POPULATION  
**198,833**  
MEALS DISTRIBUTED FY2019




**9.8%**  
SENIORS LIVING IN  
POVERTY

**3.5%**  
UNEMPLOYMENT  
RATE AVERAGE

**\$3.01**  
AVERAGE COST  
PER MEAL

“There are many people in our community who hit a rough patch at times. One box of food at the end of a month won’t solve a financial crisis, but it may help someone and their family eat more securely while they work through that crisis.” -Sue Catron



**FOOD  
INSECURITY  
RATE**

**16%**  
2,330 TOTAL FOOD  
INSECURE PEOPLE



**23.3%**  
750 TOTAL FOOD  
INSECURE CHILDREN

**CHILD FOOD  
INSECURITY  
RATE**



## 9 PARTNER AGENCIES



- Craig County Detention Center
- Craig County Neighbors Helping Neighbors
- First Church of God/Vinita
- Ketchum Senior Citizens Center
- New Life Foursquare Church/CSFP

- ROCMND Welch Skill Center
- Vinita Day Center
- Vinita FUMC
- White Oak Baptist Church

For a map of Partner Agencies in your county with contact information and hours of operation, go to [okfoodbank.org/get-help](http://okfoodbank.org/get-help)

These quick fact sheets include data from Feeding America’s Map the Meal Gap, the Bureau of Labor Statistics, and the United States Census Bureau, compiled by the Community Food Bank of Eastern Oklahoma.



Gundersen, C., A. Dewey, M. Kato, A. Crumbaugh & M. Strayer. *Map the Meal Gap 2019: A Report on County and Congressional District Food Insecurity and County Food Cost in the United States in 2017.* Feeding America, 2019.

[www.okfoodbank.org](http://www.okfoodbank.org)

Updated 2/20