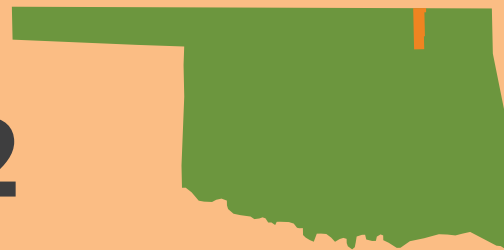


# COUNTY QUICK FACTS

These quick fact sheets include data from Feeding America's Map the Meal Gap, the Bureau of Labor Statistics, and the United States Census Bureau, compiled by the Community Food Bank of Eastern Oklahoma.

# WASHINGTON COUNTY



# 51,892 3,618,122

2016 POPULATION

MEALS DISTRIBUTED FY2018

## FOOD INSECURITY RATE

# 14.8%



7,660 TOTAL FOOD INSECURE PEOPLE



10 PARTNER AGENCIES

# 7.5%

SENIORS LIVING IN POVERTY

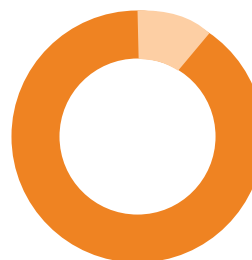


## CHILD FOOD INSECURITY RATE



# 22.2%

2,690 TOTAL FOOD INSECURE CHILDREN



# 4.5%

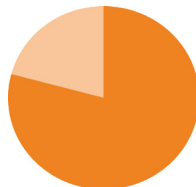
UNEMPLOYMENT RATE AVERAGE

## OKLAHOMA STATISTICS



# 16.2%

OVERALL STATE FOOD INSECURITY RATE



# 22.7%

STATE CHILD FOOD INSECURITY RATE



# \$2.80

AVERAGE COST PER MEAL

Updated 1/19

