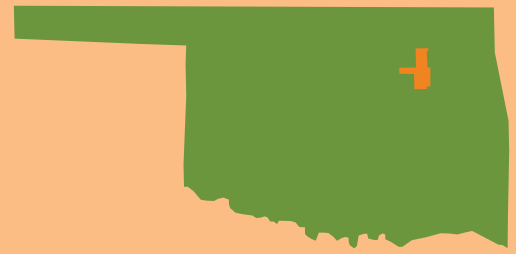


COUNTY QUICK FACTS

These quick fact sheets include data from Feeding America's Map the Meal Gap, the Bureau of Labor Statistics, and the United States Census Bureau, compiled by the Community Food Bank of Eastern Oklahoma.

TULSA COUNTY



629,823


2016 POPULATION

10,686,753

MEALS DISTRIBUTED FY2018

FOOD INSECURITY RATE

16.1%



101,130 TOTAL FOOD INSECURE PEOPLE



129 PARTNER AGENCIES

8%

SENIORS LIVING IN POVERTY

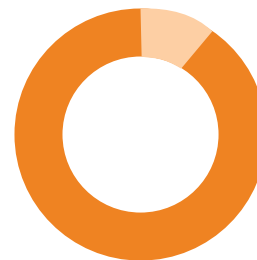


CHILD FOOD INSECURITY RATE



21.9%

35,190 TOTAL FOOD INSECURE CHILDREN



3.8%

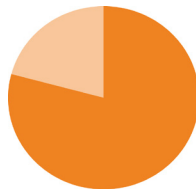
UNEMPLOYMENT RATE AVERAGE

OKLAHOMA STATISTICS



16.2%

OVERALL STATE FOOD INSECURITY RATE



22.7%

STATE CHILD FOOD INSECURITY RATE



\$3.09

AVERAGE COST PER MEAL

Updated 1/19

