

# COUNTY QUICK FACTS

These quick fact sheets include data from Feeding America's Map the Meal Gap, the Bureau of Labor Statistics, and the United States Census Bureau, compiled by the Community Food Bank of Eastern Oklahoma.

# ROGERS COUNTY



## 89,970


2016 POPULATION

## 789,085


MEALS DISTRIBUTED FY2018

## FOOD INSECURITY RATE

# 12.7%



11,410 TOTAL FOOD INSECURE PEOPLE



8 PARTNER AGENCIES

# 5.5%

SENIORS LIVING IN POVERTY

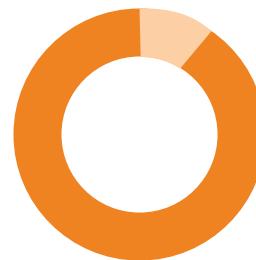


## CHILD FOOD INSECURITY RATE



# 19.8%

4,390 TOTAL FOOD INSECURE CHILDREN



# 3.8%

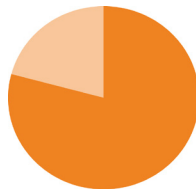
UNEMPLOYMENT RATE AVERAGE

## OKLAHOMA STATISTICS



# 16.2%

OVERALL STATE FOOD INSECURITY RATE



# 22.7%

STATE CHILD FOOD INSECURITY RATE



# \$3.37

AVERAGE COST PER MEAL

Updated 1/19

