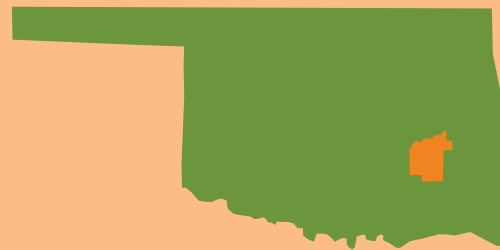


COUNTY QUICK FACTS

These quick fact sheets include data from Feeding America's Map the Meal Gap, the Bureau of Labor Statistics, and the United States Census Bureau, compiled by the Community Food Bank of Eastern Oklahoma.

PITTSBURG COUNTY



44,643

2016 POPULATION


433,166

MEALS DISTRIBUTED FY2018

FOOD INSECURITY RATE

16.6%

7,420 TOTAL FOOD INSECURE PEOPLE



26 PARTNER AGENCIES

11.8%

SENIORS LIVING IN POVERTY

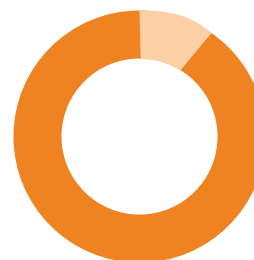


CHILD FOOD INSECURITY RATE



24.1%

2,400 TOTAL FOOD INSECURE CHILDREN



4.5%

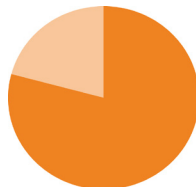
UNEMPLOYMENT RATE AVERAGE

OKLAHOMA STATISTICS




16.2%

OVERALL STATE FOOD INSECURITY RATE



22.7%

STATE CHILD FOOD INSECURITY RATE



\$3.15

AVERAGE COST PER MEAL

Updated 1/19

Fighting Hunger, Feeding Hope
FOOD BANK
Community **FOOD BANK** of Eastern Oklahoma
www.okfoodbank.org



MEMBER OF
FEEDING AMERICA