

COUNTY QUICK FACTS

These quick fact sheets include data from Feeding America's Map the Meal Gap, the Bureau of Labor Statistics, and the United States Census Bureau, compiled by the Community Food Bank of Eastern Oklahoma.

OTTAWA COUNTY



32,022

2016 POPULATION



418,813

MEALS DISTRIBUTED FY2018

FOOD INSECURITY RATE

17.2%

5,490 TOTAL FOOD INSECURE PEOPLE



20 PARTNER AGENCIES

11.6%

SENIORS LIVING IN POVERTY

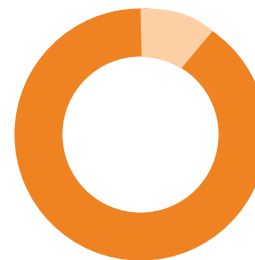


CHILD FOOD INSECURITY RATE



26.2%

2,090 TOTAL FOOD INSECURE CHILDREN



4.2%

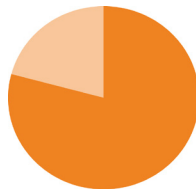
UNEMPLOYMENT RATE AVERAGE

OKLAHOMA STATISTICS



16.2%

OVERALL STATE FOOD INSECURITY RATE



22.7%

STATE CHILD FOOD INSECURITY RATE



\$2.92

AVERAGE COST PER MEAL

