

# COUNTY QUICK FACTS

These quick fact sheets include data from Feeding America's Map the Meal Gap, the Bureau of Labor Statistics, and the United States Census Bureau, compiled by the Community Food Bank of Eastern Oklahoma.

# OSAGE COUNTY



## 47,923

2016 POPULATION


## 497,760

MEALS DISTRIBUTED FY2018

## FOOD INSECURITY RATE

# 16.3%

7,820 TOTAL FOOD INSECURE PEOPLE



13 PARTNER AGENCIES

# 10.6%

SENIORS LIVING IN POVERTY

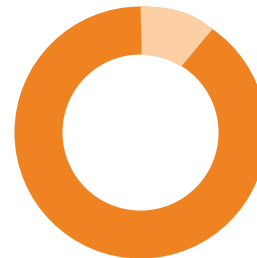


## CHILD FOOD INSECURITY RATE



# 23%

2,530 TOTAL FOOD INSECURE CHILDREN



# 4.8%

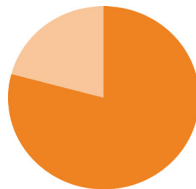
UNEMPLOYMENT RATE AVERAGE

## OKLAHOMA STATISTICS



# 16.2%

OVERALL STATE FOOD INSECURITY RATE



# 22.7%

STATE CHILD FOOD INSECURITY RATE



# \$3.12

AVERAGE COST PER MEAL

Updated 1/19

Fighting Hunger, Feeding Hope  
**FOOD BANK**  
Community **FOOD BANK** of Eastern Oklahoma  
[www.okfoodbank.org](http://www.okfoodbank.org)



MEMBER OF  
**FEEDING AMERICA**