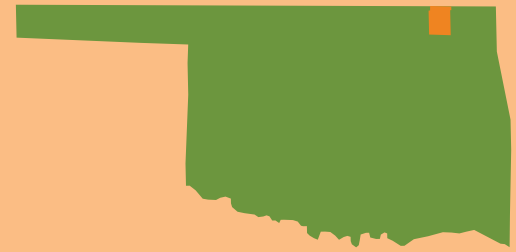


COUNTY QUICK FACTS

These quick fact sheets include data from Feeding America's Map the Meal Gap, the Bureau of Labor Statistics, and the United States Census Bureau, compiled by the Community Food Bank of Eastern Oklahoma.

NOWATA COUNTY



10,510

2016 POPULATION

172,263

MEALS DISTRIBUTED FY2018

FOOD INSECURITY RATE

16.7%

1,760 TOTAL FOOD INSECURE PEOPLE



3 PARTNER AGENCIES

CHILD FOOD INSECURITY RATE



24.3%

590 TOTAL FOOD INSECURE CHILDREN

11.7%

SENIORS LIVING IN POVERTY

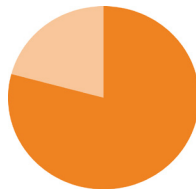


OKLAHOMA STATISTICS



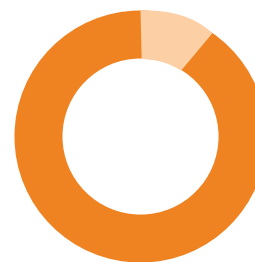
16.2%

OVERALL STATE FOOD INSECURITY RATE



22.7%

STATE CHILD FOOD INSECURITY RATE



4.8%

UNEMPLOYMENT RATE AVERAGE



\$3.03

AVERAGE COST PER MEAL

Updated 1/19

