

COUNTY QUICK FACTS

These quick fact sheets include data from Feeding America's Map the Meal Gap, the Bureau of Labor Statistics, and the United States Census Bureau, compiled by the Community Food Bank of Eastern Oklahoma.

MCINTOSH COUNTY



20,161


2016 POPULATION

235,506


MEALS DISTRIBUTED FY2018

FOOD INSECURITY RATE

18.4%



3,700 TOTAL FOOD INSECURE PEOPLE



6 PARTNER AGENCIES

16.2%

SENIORS LIVING IN POVERTY

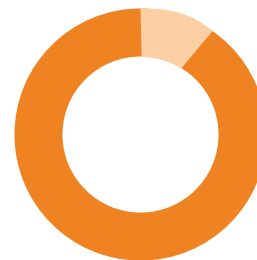


CHILD FOOD INSECURITY RATE



27.5%

1,130 TOTAL FOOD INSECURE CHILDREN



7.1%

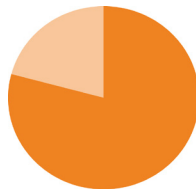
UNEMPLOYMENT RATE AVERAGE

OKLAHOMA STATISTICS



16.2%

OVERALL STATE FOOD INSECURITY RATE



22.7%

STATE CHILD FOOD INSECURITY RATE



\$2.96

AVERAGE COST PER MEAL

Updated 1/19

