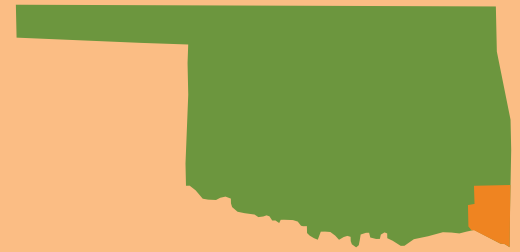


COUNTY QUICK FACTS

These quick fact sheets include data from Feeding America's Map the Meal Gap, the Bureau of Labor Statistics, and the United States Census Bureau, compiled by the Community Food Bank of Eastern Oklahoma.

MCCURTAIN COUNTY



33,071

2016 POPULATION


288,357

MEALS DISTRIBUTED FY2018

FOOD INSECURITY RATE

19.5%

6,460 TOTAL FOOD INSECURE PEOPLE



CHILD FOOD INSECURITY RATE

27.1%

2,280 TOTAL FOOD INSECURE CHILDREN

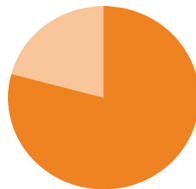


OKLAHOMA STATISTICS




16.2%

OVERALL STATE FOOD INSECURITY RATE



22.7%

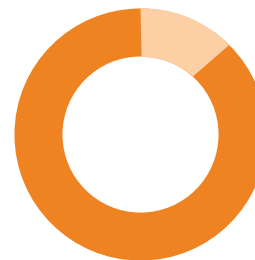
STATE CHILD FOOD INSECURITY RATE



15 PARTNER AGENCIES

10.3%

SENIORS LIVING IN POVERTY



6.5%

UNEMPLOYMENT RATE AVERAGE



\$3.02

AVERAGE COST PER MEAL

Updated 1/19

