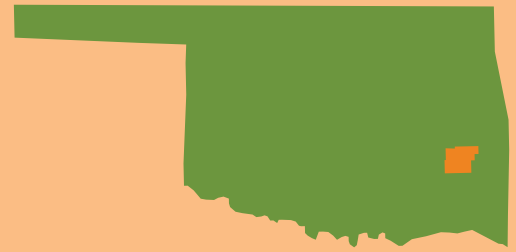


# COUNTY QUICK FACTS

These quick fact sheets include data from Feeding America's Map the Meal Gap, the Bureau of Labor Statistics, and the United States Census Bureau, compiled by the Community Food Bank of Eastern Oklahoma.

# LATIMER COUNTY



## 10,643

2016 POPULATION


## 118,960

MEALS DISTRIBUTED FY2018

## FOOD INSECURITY RATE

# 18.6%

1,980 TOTAL FOOD INSECURE PEOPLE



## CHILD FOOD INSECURITY RATE



# 26.7%

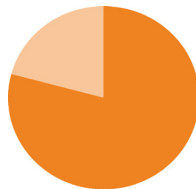
640 TOTAL FOOD INSECURE CHILDREN

## OKLAHOMA STATISTICS



# 16.2%

OVERALL STATE FOOD INSECURITY RATE



# 22.7%

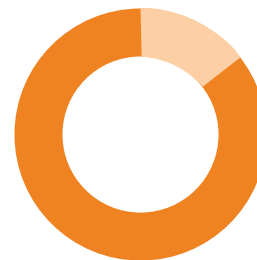
STATE CHILD FOOD INSECURITY RATE



5 PARTNER AGENCIES

# 10.9%

SENIORS LIVING IN POVERTY



# 7.5%

UNEMPLOYMENT RATE AVERAGE



# \$2.99

AVERAGE COST PER MEAL

Updated 1/19

