

COUNTY QUICK FACTS

These quick fact sheets include data from Feeding America's Map the Meal Gap, the Bureau of Labor Statistics, and the United States Census Bureau, compiled by the Community Food Bank of Eastern Oklahoma.

HASKELL COUNTY



12,835

2016 POPULATION


285,583

MEALS DISTRIBUTED FY2018

FOOD INSECURITY RATE

18%

2,310 TOTAL FOOD INSECURE PEOPLE



4 PARTNER AGENCIES

10.1%

SENIORS LIVING IN POVERTY

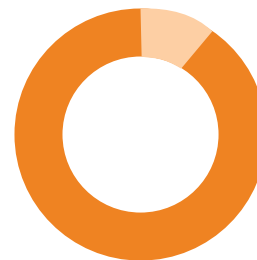


CHILD FOOD INSECURITY RATE



27.1%

840 TOTAL FOOD INSECURE CHILDREN



6.2%

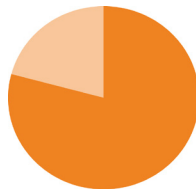
UNEMPLOYMENT RATE AVERAGE

OKLAHOMA STATISTICS



16.2%

OVERALL STATE FOOD INSECURITY RATE



22.7%

STATE CHILD FOOD INSECURITY RATE



\$2.92

AVERAGE COST PER MEAL

Updated 1/19

