

COUNTY QUICK FACTS

These quick fact sheets include data from Feeding America's Map the Meal Gap, the Bureau of Labor Statistics, and the United States Census Bureau, compiled by the Community Food Bank of Eastern Oklahoma.

CREEK COUNTY



70,931


2016 POPULATION

679,276

MEALS DISTRIBUTED FY2018

FOOD INSECURITY RATE

15.4%



10,910 TOTAL FOOD INSECURE PEOPLE



18 PARTNER AGENCIES

9.7%

SENIORS LIVING IN POVERTY

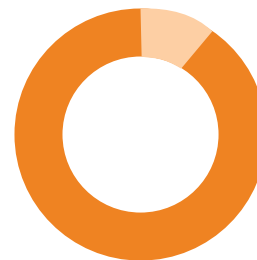


CHILD FOOD INSECURITY RATE



23%

3,950 TOTAL FOOD INSECURE CHILDREN



4.3%

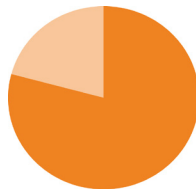
UNEMPLOYMENT RATE AVERAGE

OKLAHOMA STATISTICS



16.2%

OVERALL STATE FOOD INSECURITY RATE



22.7%

STATE CHILD FOOD INSECURITY RATE



\$3.11

AVERAGE COST PER MEAL

Updated 1/19

