

COUNTY QUICK FACTS

These quick fact sheets include data from Feeding America's Map the Meal Gap, the Bureau of Labor Statistics, and the United States Census Bureau, compiled by the Community Food Bank of Eastern Oklahoma.

CRAIG COUNTY



14,683

2016 POPULATION


257,182

MEALS DISTRIBUTED FY2018

FOOD INSECURITY RATE

16%

2,350 TOTAL FOOD INSECURE PEOPLE



9 PARTNER AGENCIES

13.7%

SENIORS LIVING IN POVERTY

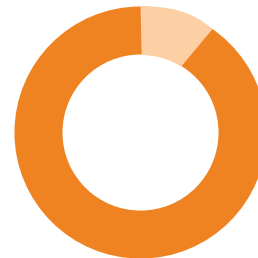


CHILD FOOD INSECURITY RATE



23.6%

770 TOTAL FOOD INSECURE CHILDREN



4.3%

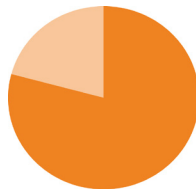
UNEMPLOYMENT RATE AVERAGE

OKLAHOMA STATISTICS



16.2%

OVERALL STATE FOOD INSECURITY RATE



22.7%

STATE CHILD FOOD INSECURITY RATE



\$2.99

AVERAGE COST PER MEAL

Updated 1/19

