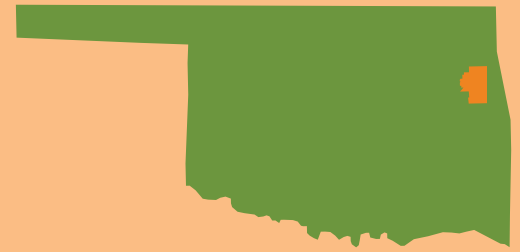


COUNTY QUICK FACTS

These quick fact sheets include data from Feeding America's Map the Meal Gap, the Bureau of Labor Statistics, and the United States Census Bureau, compiled by the Community Food Bank of Eastern Oklahoma.

CHEROKEE COUNTY



48,267

2016 POPULATION



447,867

MEALS DISTRIBUTED FY2018

FOOD INSECURITY RATE

17.4%

8,410 TOTAL FOOD INSECURE PEOPLE



7 PARTNER AGENCIES

12.6%

SENIORS LIVING IN POVERTY

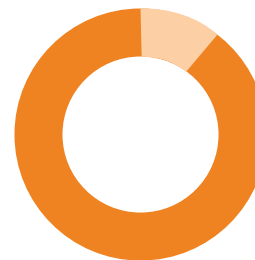


CHILD FOOD INSECURITY RATE



25.1%

2,790 TOTAL FOOD INSECURE CHILDREN



5.2%

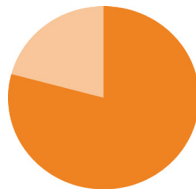
UNEMPLOYMENT RATE AVERAGE

OKLAHOMA STATISTICS



16.2%

OVERALL STATE FOOD INSECURITY RATE



22.7%

STATE CHILD FOOD INSECURITY RATE



\$3.16

AVERAGE COST PER MEAL

Fighting Hunger, Feeding Hope
FOOD BANK
Community **FOOD BANK** of Eastern Oklahoma
www.okfoodbank.org



MEMBER OF
FEEDING AMERICA

Updated 1/19