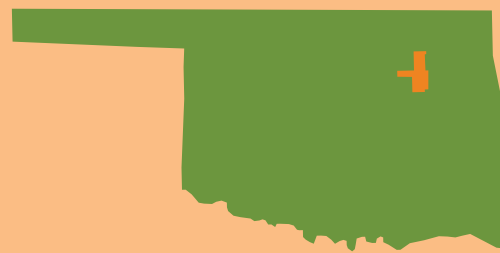


COUNTY QUICK FACTS

These quick fact sheets include data from Feeding America's Map the Meal Gap, the Bureau of Labor Statistics, and the United States Census Bureau, compiled by the Community Food Bank of Eastern Oklahoma.

TULSA COUNTY



623,335

2015 POPULATION

10,431,145

MEALS DISTRIBUTED FY2017

FOOD INSECURITY RATE

15.9%



99,340 TOTAL FOOD INSECURE PEOPLE



177 PARTNER PROGRAMS

8%

SENIORS LIVING IN POVERTY

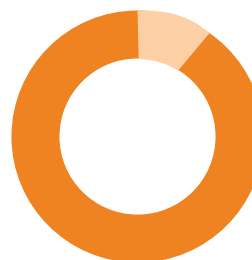


CHILD FOOD INSECURITY RATE



21.5%

34,240 TOTAL FOOD INSECURE CHILDREN



4.7%

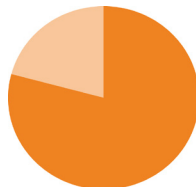
UNEMPLOYMENT RATE AVERAGE

OKLAHOMA STATISTICS



16.2%

OVERALL STATE FOOD INSECURITY RATE



23.8%

STATE CHILD FOOD INSECURITY RATE



\$3.06

AVERAGE COST PER MEAL

Fighting Hunger, Feeding Hope

FOOD BANK

Community FOOD BANK of Eastern Oklahoma

www.okfoodbank.org



FEEDING AMERICA

Updated 11/17