

COUNTY QUICK FACTS

These quick fact sheets include data from Feeding America's Map the Meal Gap, the Bureau of Labor Statistics, and the United States Census Bureau, compiled by the Community Food Bank of Eastern Oklahoma.

CHEROKEE COUNTY



48,442

2015 POPULATION


342,213

MEALS DISTRIBUTED FY2017

FOOD INSECURITY RATE

15.7%

7,630 TOTAL FOOD INSECURE PEOPLE



CHILD FOOD INSECURITY RATE



25.3%

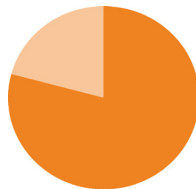
2,830 TOTAL FOOD INSECURE CHILDREN

OKLAHOMA STATISTICS




16.2%

OVERALL STATE FOOD INSECURITY RATE



23.8%

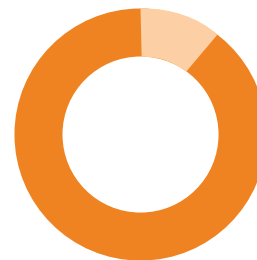
STATE CHILD FOOD INSECURITY RATE



9 PARTNER PROGRAMS

12.6%

SENIORS LIVING IN POVERTY



5.6%

UNEMPLOYMENT RATE AVERAGE



\$3.00

AVERAGE COST PER MEAL



Fighting Hunger, Feeding Hope



Community **FOOD BANK** of Eastern Oklahoma
www.okfoodbank.org



Updated 11/17