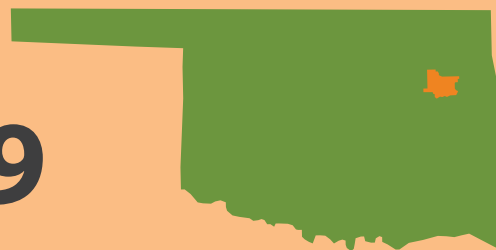


COUNTY QUICK FACTS

These quick fact sheets include data from Feeding America's Map the Meal Gap, the Bureau of Labor Statistics, and the United States Census Bureau, compiled by the Community Food Bank of Eastern Oklahoma.

WAGONER COUNTY



74,390 1,026,309


2015 POPULATION

MEALS DISTRIBUTED FY2017

FOOD INSECURITY RATE

13%

9,830 TOTAL FOOD INSECURE PEOPLE



7 PARTNER PROGRAMS

6.4%

SENIORS LIVING IN POVERTY

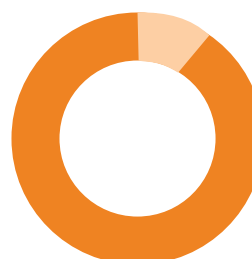


CHILD FOOD INSECURITY RATE



19.9%

4,130 TOTAL FOOD INSECURE CHILDREN



4.8%

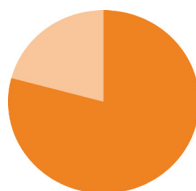
UNEMPLOYMENT RATE AVERAGE

OKLAHOMA STATISTICS



16.2%

OVERALL STATE FOOD INSECURITY RATE



23.8%

STATE CHILD FOOD INSECURITY RATE



\$3.12

AVERAGE COST PER MEAL

Updated 11/17

