

COUNTY QUICK FACTS

These quick fact sheets include data from Feeding America's Map the Meal Gap, the Bureau of Labor Statistics, and the United States Census Bureau, compiled by the Community Food Bank of Eastern Oklahoma.

SEQUOYAH COUNTY



41,465


2015 POPULATION

547,949


MEALS DISTRIBUTED FY2017

FOOD INSECURITY RATE

18.7%



7,740 TOTAL FOOD INSECURE PEOPLE



8 PARTNER PROGRAMS

12.1%

SENIORS LIVING IN POVERTY

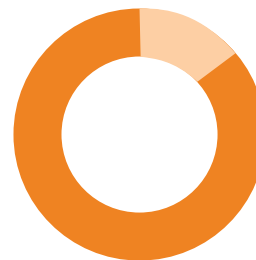


CHILD FOOD INSECURITY RATE



28.8%

2,890 TOTAL FOOD INSECURE CHILDREN



6.3%

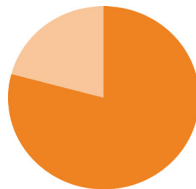
UNEMPLOYMENT RATE AVERAGE

OKLAHOMA STATISTICS



16.2%

OVERALL STATE FOOD INSECURITY RATE



23.8%

STATE CHILD FOOD INSECURITY RATE



\$2.83

AVERAGE COST PER MEAL

