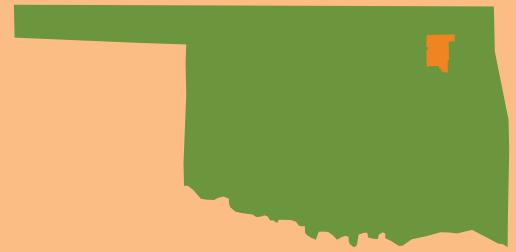


COUNTY QUICK FACTS

These quick fact sheets include data from Feeding America's Map the Meal Gap, the Bureau of Labor Statistics, and the United States Census Bureau, compiled by the Community Food Bank of Eastern Oklahoma.

ROGERS COUNTY



89,190


2015 POPULATION

668,248

MEALS DISTRIBUTED FY2017

FOOD INSECURITY RATE

12.7%



11,320 TOTAL FOOD INSECURE PEOPLE



12 PARTNER PROGRAMS

5.5%

SENIORS LIVING IN POVERTY

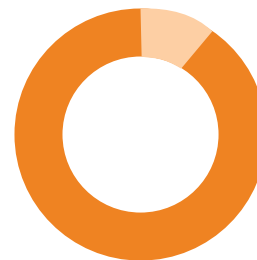


CHILD FOOD INSECURITY RATE



19.8%

4,400 TOTAL FOOD INSECURE CHILDREN



5.1%

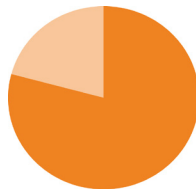
UNEMPLOYMENT RATE AVERAGE

OKLAHOMA STATISTICS



16.2%

OVERALL STATE FOOD INSECURITY RATE



23.8%

STATE CHILD FOOD INSECURITY RATE



\$3.19

AVERAGE COST PER MEAL

