

# COUNTY QUICK FACTS

These quick fact sheets include data from Feeding America's Map the Meal Gap, the Bureau of Labor Statistics, and the United States Census Bureau, compiled by the Community Food Bank of Eastern Oklahoma.

# OTTAWA COUNTY



## 32,085


2015 POPULATION

## 408,146


MEALS DISTRIBUTED FY2016

## FOOD INSECURITY RATE

# 17.4%



5,570 TOTAL FOOD INSECURE PEOPLE



## 20 PARTNER PROGRAMS

## CHILD FOOD INSECURITY RATE



# 27.3%

2,170 TOTAL FOOD INSECURE CHILDREN

# 11.6%

SENIORS LIVING IN POVERTY

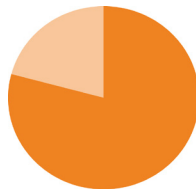


## OKLAHOMA STATISTICS



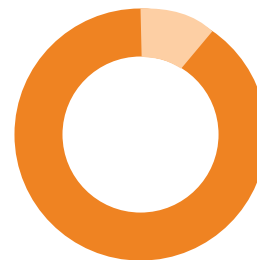
# 16.2%

OVERALL STATE FOOD INSECURITY RATE



# 23.8%

STATE CHILD FOOD INSECURITY RATE



# 5.1%

UNEMPLOYMENT RATE AVERAGE



# \$2.78

AVERAGE COST PER MEAL

Updated 11/17

