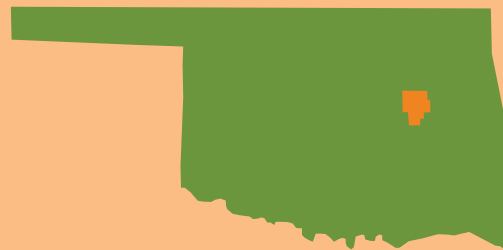


# COUNTY QUICK FACTS

These quick fact sheets include data from Feeding America's Map the Meal Gap, the Bureau of Labor Statistics, and the United States Census Bureau, compiled by the Community Food Bank of Eastern Oklahoma.

# OKMULGEE COUNTY



## 39,446

2015 POPULATION

## 467,240

MEALS DISTRIBUTED FY2017

## FOOD INSECURITY RATE

# 18.9%



7,450 TOTAL FOOD INSECURE PEOPLE

## CHILD FOOD INSECURITY RATE



# 26.7%

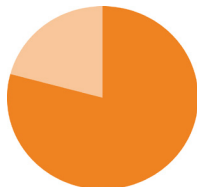
2,560 TOTAL FOOD INSECURE CHILDREN

## OKLAHOMA STATISTICS



# 16.2%

OVERALL STATE FOOD INSECURITY RATE



# 23.8%

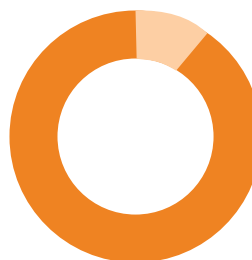
STATE CHILD FOOD INSECURITY RATE



13 PARTNER PROGRAMS

# 12.6%

SENIORS LIVING IN POVERTY



# 7.2%

UNEMPLOYMENT RATE AVERAGE



# \$2.87

AVERAGE COST PER MEAL



Fighting Hunger, Feeding Hope

## FOOD BANK

Community FOOD BANK of Eastern Oklahoma

[www.okfoodbank.org](http://www.okfoodbank.org)



## FEEDING AMERICA