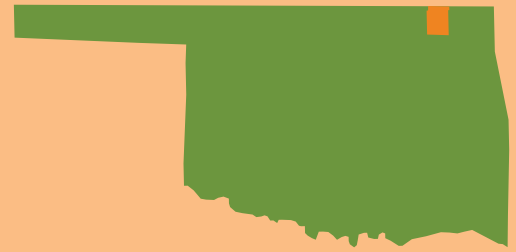


COUNTY QUICK FACTS

These quick fact sheets include data from Feeding America's Map the Meal Gap, the Bureau of Labor Statistics, and the United States Census Bureau, compiled by the Community Food Bank of Eastern Oklahoma.

NOWATA COUNTY



10,555

2015 POPULATION


90,768

MEALS DISTRIBUTED FY2017

FOOD INSECURITY RATE

16.4%

1,730 TOTAL FOOD INSECURE PEOPLE



5 PARTNER PROGRAMS

11.7%

SENIORS LIVING IN POVERTY

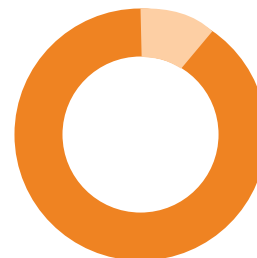


CHILD FOOD INSECURITY RATE



24.4%

600 TOTAL FOOD INSECURE CHILDREN



6.2%

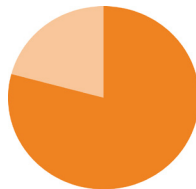
UNEMPLOYMENT RATE AVERAGE

OKLAHOMA STATISTICS



16.2%

OVERALL STATE FOOD INSECURITY RATE



23.8%

STATE CHILD FOOD INSECURITY RATE



\$2.95

AVERAGE COST PER MEAL

