

COUNTY QUICK FACTS

These quick fact sheets include data from Feeding America's Map the Meal Gap, the Bureau of Labor Statistics, and the United States Census Bureau, compiled by the Community Food Bank of Eastern Oklahoma.

MAYES COUNTY



41,007

2015 POPULATION

549,158

MEALS DISTRIBUTED FY2017

FOOD INSECURITY RATE


16.4%



6,740 TOTAL FOOD INSECURE PEOPLE



CHILD FOOD INSECURITY RATE



25.6%

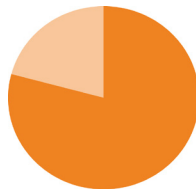
2,600 TOTAL FOOD INSECURE CHILDREN

OKLAHOMA STATISTICS



16.2%

OVERALL STATE FOOD INSECURITY RATE



23.8%

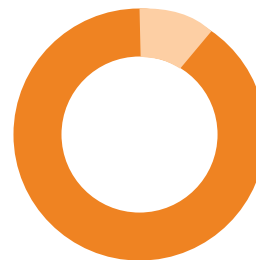
STATE CHILD FOOD INSECURITY RATE



16 PARTNER PROGRAMS

10.3%

SENIORS LIVING IN POVERTY



4.5%

UNEMPLOYMENT RATE AVERAGE



\$2.88

AVERAGE COST PER MEAL

Updated 11/17

