

COUNTY QUICK FACTS

These quick fact sheets include data from Feeding America's Map the Meal Gap, the Bureau of Labor Statistics, and the United States Census Bureau, compiled by the Community Food Bank of Eastern Oklahoma.

LE FLORE COUNTY



49,899

2015 POPULATION


531,583

MEALS DISTRIBUTED FY2017

FOOD INSECURITY RATE

17.7%

8,820 TOTAL FOOD INSECURE PEOPLE



20 PARTNER PROGRAMS

CHILD FOOD INSECURITY RATE

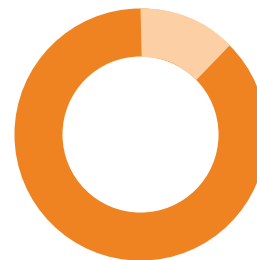


26%

3,120 TOTAL FOOD INSECURE CHILDREN

14.7%

SENIORS LIVING IN POVERTY



7%

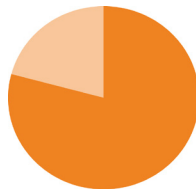
UNEMPLOYMENT RATE AVERAGE

OKLAHOMA STATISTICS



16.2%

OVERALL STATE FOOD INSECURITY RATE



23.8%

STATE CHILD FOOD INSECURITY RATE



\$2.80

AVERAGE COST PER MEAL

Updated 11/17

