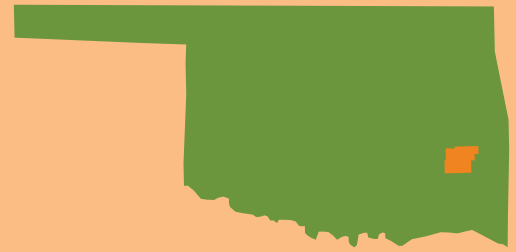


# COUNTY QUICK FACTS

These quick fact sheets include data from Feeding America's Map the Meal Gap, the Bureau of Labor Statistics, and the United States Census Bureau, compiled by the Community Food Bank of Eastern Oklahoma.

# LATIMER COUNTY



## 10,774

2015 POPULATION


## 117,676

MEALS DISTRIBUTED FY2016

## FOOD INSECURITY RATE

# 18.1%

1,950 TOTAL FOOD INSECURE PEOPLE



## CHILD FOOD INSECURITY RATE



# 25.9%

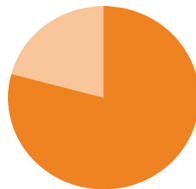
630 TOTAL FOOD INSECURE CHILDREN

## OKLAHOMA STATISTICS



# 16.2%

OVERALL STATE FOOD INSECURITY RATE



# 23.8%

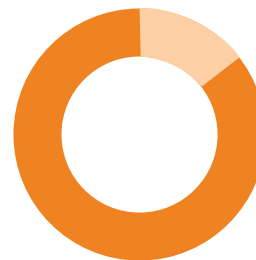
STATE CHILD FOOD INSECURITY RATE



5 PARTNER PROGRAMS

# 10.9%

SENIORS LIVING IN POVERTY



# 8.8%

UNEMPLOYMENT RATE AVERAGE



# \$2.90

AVERAGE COST PER MEAL

Updated 11/17

