

COUNTY QUICK FACTS

These quick fact sheets include data from Feeding America's Map the Meal Gap, the Bureau of Labor Statistics, and the United States Census Bureau, compiled by the Community Food Bank of Eastern Oklahoma.

CRAIG COUNTY



14,744

2015 POPULATION



204,848

MEALS DISTRIBUTED FY2017

FOOD INSECURITY RATE

16.4%

2,410 TOTAL FOOD INSECURE PEOPLE



8 PARTNER PROGRAMS

CHILD FOOD INSECURITY RATE



24.3%

790 TOTAL FOOD INSECURE CHILDREN

13.7%

SENIORS LIVING IN POVERTY

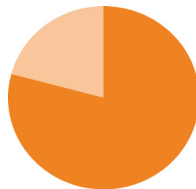


OKLAHOMA STATISTICS



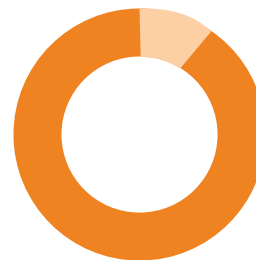
16.2%

OVERALL STATE FOOD INSECURITY RATE



23.8%

STATE CHILD FOOD INSECURITY RATE



4.9%

UNEMPLOYMENT RATE AVERAGE



\$2.89

AVERAGE COST PER MEAL

Updated 11/17

