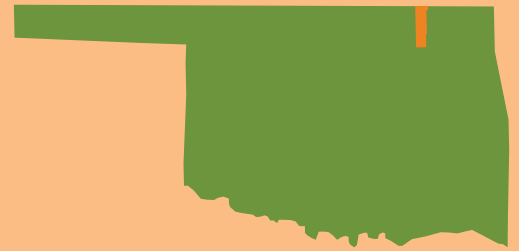


COUNTY QUICK FACTS

These quick fact sheets include data from Feeding America's Map the Meal Gap, the Bureau of Labor Statistics, and the United States Census Bureau, compiled by the Community Food Bank of Eastern Oklahoma.

WASHINGTON COUNTY



51,564

2014 POPULATION

384,892

MEALS DISTRIBUTED FY2016

FOOD INSECURITY RATE

14.8%

7,620 TOTAL FOOD INSECURE PEOPLE



15 PARTNER PROGRAMS

7.3%

SENIORS LIVING IN POVERTY

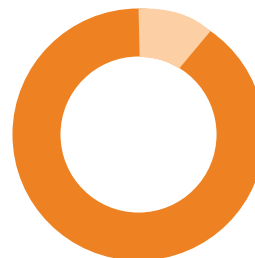


CHILD FOOD INSECURITY RATE



23.6%

2,870 TOTAL FOOD INSECURE CHILDREN



4.2%

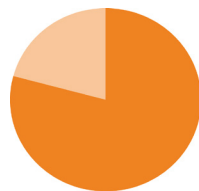
UNEMPLOYMENT RATE AVERAGE

OKLAHOMA STATISTICS



16.8%

OVERALL STATE FOOD INSECURITY RATE



23.8%

STATE CHILD FOOD INSECURITY RATE



\$2.71

AVERAGE COST PER MEAL

Updated 11/16

Fighting Hunger, Feeding Hope
FOOD BANK
Community **FOOD BANK** of Eastern Oklahoma
www.okfoodbank.org



FEEDING AMERICA