

COUNTY QUICK FACTS

These quick fact sheets include data from Feeding America's Map the Meal Gap, the Bureau of Labor Statistics, and the United States Census Bureau, compiled by the Community Food Bank of Eastern Oklahoma.

WAGONER COUNTY




74,767 1,086,522

2014 POPULATION

MEALS DISTRIBUTED FY2016

FOOD INSECURITY RATE

13.4%



10,000 TOTAL FOOD INSECURE PEOPLE

CHILD FOOD INSECURITY RATE



21.3%

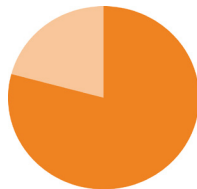
4,130 TOTAL FOOD INSECURE CHILDREN

OKLAHOMA STATISTICS




16.8%

OVERALL STATE FOOD INSECURITY RATE



23.8%

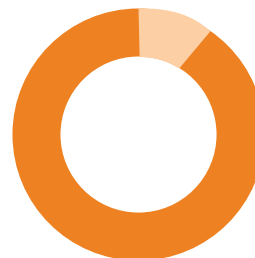
STATE CHILD FOOD INSECURITY RATE



8 PARTNER PROGRAMS

6.5%

SENIORS LIVING IN POVERTY



4%

UNEMPLOYMENT RATE AVERAGE



\$3.05

AVERAGE COST PER MEAL

Fighting Hunger, Feeding Hope

FOOD BANK

Community FOOD BANK of Eastern Oklahoma
www.okfoodbank.org



FEEDING AMERICA™