

COUNTY QUICK FACTS

These quick fact sheets include data from Feeding America's Map the Meal Gap, the Bureau of Labor Statistics, and the United States Census Bureau, compiled by the Community Food Bank of Eastern Oklahoma.

TULSA COUNTY



616,128

2014 POPULATION


8,966,653

MEALS DISTRIBUTED FY2016

FOOD INSECURITY RATE

16.5%

101,960 TOTAL FOOD INSECURE PEOPLE



203 PARTNER PROGRAMS

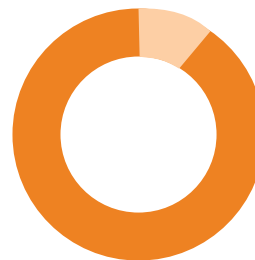
CHILD FOOD INSECURITY RATE

22.7%

35,630 TOTAL FOOD INSECURE CHILDREN



8.2%
SENIORS LIVING IN POVERTY



4%

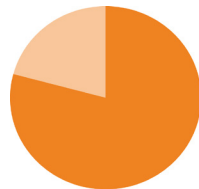
UNEMPLOYMENT RATE AVERAGE

OKLAHOMA STATISTICS



16.8%

OVERALL STATE FOOD INSECURITY RATE



23.8%

STATE CHILD FOOD INSECURITY RATE



\$2.87

AVERAGE COST PER MEAL

Fighting Hunger, Feeding Hope

FOOD BANK

Community **FOOD BANK** of Eastern Oklahoma
www.okfoodbank.org



FEEDING AMERICA™