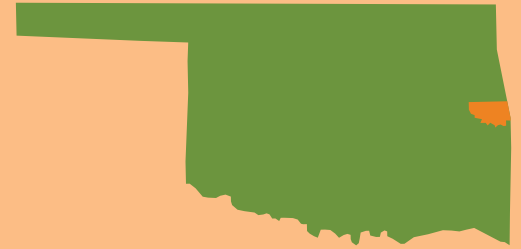


COUNTY QUICK FACTS

These quick fact sheets include data from Feeding America's Map the Meal Gap, the Bureau of Labor Statistics, and the United States Census Bureau, compiled by the Community Food Bank of Eastern Oklahoma.

SEQUOYAH COUNTY



41,720

2014 POPULATION

552,476

MEALS DISTRIBUTED FY2016

FOOD INSECURITY RATE

18.6%

7,760 TOTAL FOOD INSECURE PEOPLE



CHILD FOOD INSECURITY RATE



30.2%

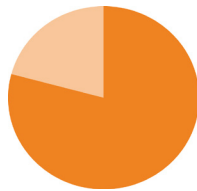
3,110 TOTAL FOOD INSECURE CHILDREN

OKLAHOMA STATISTICS



16.8%

OVERALL STATE FOOD INSECURITY RATE



23.8%

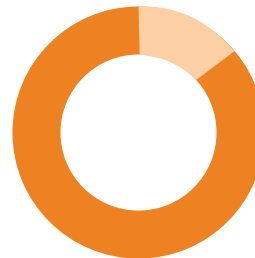
STATE CHILD FOOD INSECURITY RATE



11 PARTNER PROGRAMS

11.6%

SENIORS LIVING IN POVERTY



6.1%

UNEMPLOYMENT RATE AVERAGE



\$2.88

AVERAGE COST PER MEAL

