

# COUNTY QUICK FACTS

These quick fact sheets include data from Feeding America's Map the Meal Gap, the Bureau of Labor Statistics, and the United States Census Bureau, compiled by the Community Food Bank of Eastern Oklahoma.

# PITTSBURG COUNTY



# 45,220

2014 POPULATION



# 329,957

MEALS DISTRIBUTED FY2016

## FOOD INSECURITY RATE

# 17.4%

7,850 TOTAL FOOD INSECURE PEOPLE



32 PARTNER PROGRAMS

# 12.9%

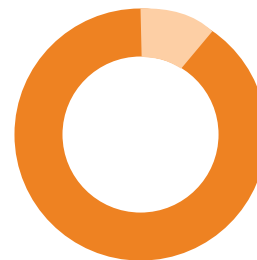
SENIORS LIVING IN POVERTY



## CHILD FOOD INSECURITY RATE

# 27.2%

2,740 TOTAL FOOD INSECURE CHILDREN



# 5.5%

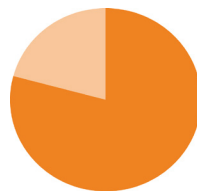
UNEMPLOYMENT RATE AVERAGE

## OKLAHOMA STATISTICS



# 16.8%

OVERALL STATE FOOD INSECURITY RATE



# 23.8%

STATE CHILD FOOD INSECURITY RATE



# \$2.98

AVERAGE COST PER MEAL

Fighting Hunger, Feeding Hope

**FOOD BANK**

Community **FOOD BANK** of Eastern Oklahoma  
[www.okfoodbank.org](http://www.okfoodbank.org)



**FEEDING AMERICA**