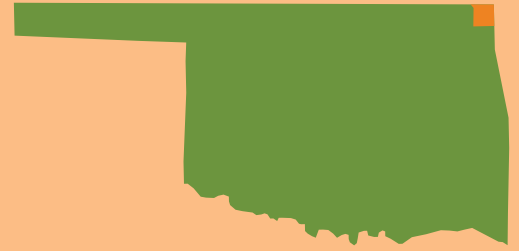


COUNTY QUICK FACTS

These quick fact sheets include data from Feeding America's Map the Meal Gap, the Bureau of Labor Statistics, and the United States Census Bureau, compiled by the Community Food Bank of Eastern Oklahoma.

OTTAWA COUNTY



32,086

2014 POPULATION

472,048

MEALS DISTRIBUTED FY2016

FOOD INSECURITY RATE


17.9%

5,740 TOTAL FOOD INSECURE PEOPLE



23 PARTNER PROGRAMS

CHILD FOOD INSECURITY RATE



29.6%

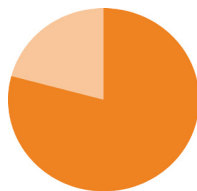
2,350 TOTAL FOOD INSECURE CHILDREN

OKLAHOMA STATISTICS



16.8%

OVERALL STATE FOOD INSECURITY RATE

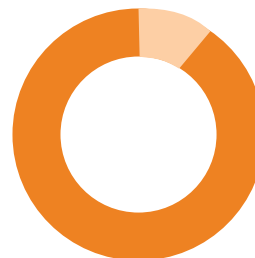


23.8%

STATE CHILD FOOD INSECURITY RATE

11.7%

SENIORS LIVING IN POVERTY



5%

UNEMPLOYMENT RATE AVERAGE



\$2.73

AVERAGE COST PER MEAL

