

# COUNTY QUICK FACTS

These quick fact sheets include data from Feeding America's Map the Meal Gap, the Bureau of Labor Statistics, and the United States Census Bureau, compiled by the Community Food Bank of Eastern Oklahoma.

# OSAGE COUNTY



## 47,937

2014 POPULATION


## 192,803

MEALS DISTRIBUTED FY2016

## FOOD INSECURITY RATE

# 16.7%

8,020 TOTAL FOOD INSECURE PEOPLE



## 18 PARTNER PROGRAMS

# 10.8%

SENIORS LIVING IN POVERTY

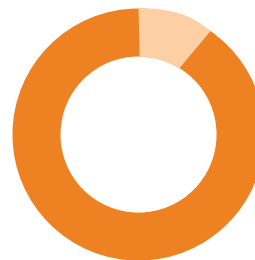


## CHILD FOOD INSECURITY RATE



# 24.4%

2,750 TOTAL FOOD INSECURE CHILDREN



# 5.1%

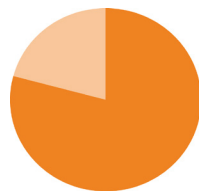
UNEMPLOYMENT RATE AVERAGE

## OKLAHOMA STATISTICS



# 16.8%

OVERALL STATE FOOD INSECURITY RATE



# 23.8%

STATE CHILD FOOD INSECURITY RATE



# \$3.01

AVERAGE COST PER MEAL

Updated 11/16

Fighting Hunger, Feeding Hope  
**FOOD BANK**  
Community **FOOD BANK** of Eastern Oklahoma  
[www.okfoodbank.org](http://www.okfoodbank.org)



**FEEDING AMERICA**<sup>TM</sup>