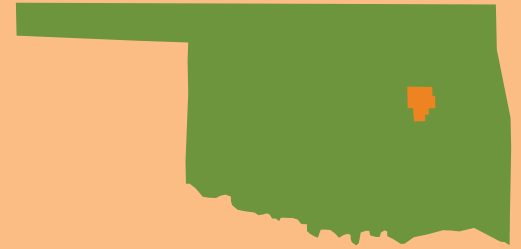


COUNTY QUICK FACTS

These quick fact sheets include data from Feeding America's Map the Meal Gap, the Bureau of Labor Statistics, and the United States Census Bureau, compiled by the Community Food Bank of Eastern Oklahoma.

OKMULGEE COUNTY



39,606

2014 POPULATION



422,348

MEALS DISTRIBUTED FY2016

FOOD INSECURITY RATE

18.9%

7,490 TOTAL FOOD INSECURE PEOPLE



17 PARTNER PROGRAMS

12.6%

SENIORS LIVING IN POVERTY

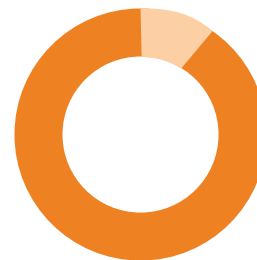


CHILD FOOD INSECURITY RATE



27.4%

2,640 TOTAL FOOD INSECURE CHILDREN



6.4%

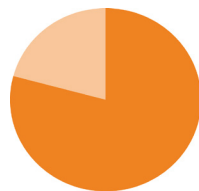
UNEMPLOYMENT RATE AVERAGE

OKLAHOMA STATISTICS



16.8%

OVERALL STATE FOOD INSECURITY RATE



23.8%

STATE CHILD FOOD INSECURITY RATE



\$2.87

AVERAGE COST PER MEAL

