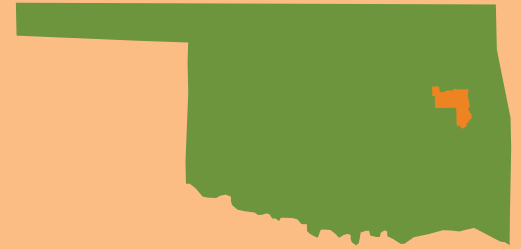


COUNTY QUICK FACTS

These quick fact sheets include data from Feeding America's Map the Meal Gap, the Bureau of Labor Statistics, and the United States Census Bureau, compiled by the Community Food Bank of Eastern Oklahoma.

MUSKOGEE COUNTY



70,519 583,628


2014 POPULATION

MEALS DISTRIBUTED FY2016

FOOD INSECURITY RATE

18.9%

13,350 TOTAL FOOD INSECURE PEOPLE



29 PARTNER PROGRAMS

9.1%

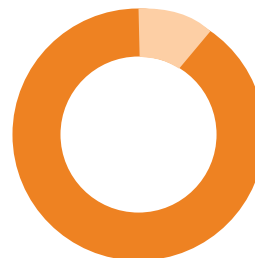
SENIORS LIVING IN POVERTY



CHILD FOOD INSECURITY RATE

27.2%

4,730 TOTAL FOOD INSECURE CHILDREN



5%

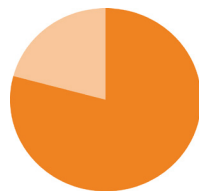
UNEMPLOYMENT RATE AVERAGE

OKLAHOMA STATISTICS




16.8%

OVERALL STATE FOOD INSECURITY RATE



23.8%

STATE CHILD FOOD INSECURITY RATE



\$2.98

AVERAGE COST PER MEAL

Updated 11/16

Fighting Hunger, Feeding Hope
FOOD BANK
Community **FOOD BANK** of Eastern Oklahoma
www.okfoodbank.org



FEEDING AMERICA