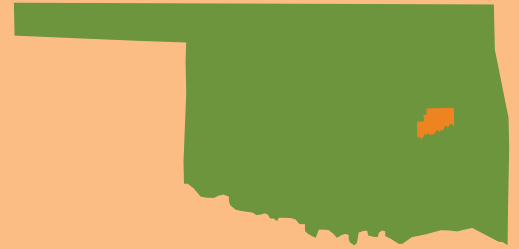


COUNTY QUICK FACTS

These quick fact sheets include data from Feeding America's Map the Meal Gap, the Bureau of Labor Statistics, and the United States Census Bureau, compiled by the Community Food Bank of Eastern Oklahoma.

MCINTOSH COUNTY



20,334

2014 POPULATION


208,328

MEALS DISTRIBUTED FY2016

FOOD INSECURITY RATE

18.8%

3,830 TOTAL FOOD INSECURE PEOPLE



CHILD FOOD INSECURITY RATE



28.6%

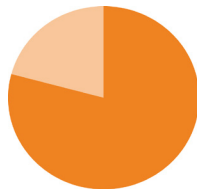
1,200 TOTAL FOOD INSECURE CHILDREN

OKLAHOMA STATISTICS




16.8%

OVERALL STATE FOOD INSECURITY RATE



23.8%

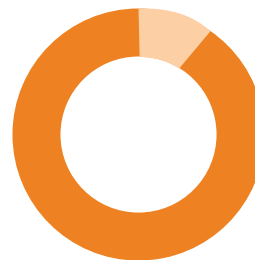
STATE CHILD FOOD INSECURITY RATE



9 PARTNER PROGRAMS

13%

SENIORS LIVING IN POVERTY



8.4%

UNEMPLOYMENT RATE AVERAGE



\$2.86

AVERAGE COST PER MEAL

