

# COUNTY QUICK FACTS

These quick fact sheets include data from Feeding America's Map the Meal Gap, the Bureau of Labor Statistics, and the United States Census Bureau, compiled by the Community Food Bank of Eastern Oklahoma.

# LE FLORE COUNTY



## 50,048

2014 POPULATION

## 461,298

MEALS DISTRIBUTED FY2016

## FOOD INSECURITY RATE

# 17.9%

8,950 TOTAL FOOD INSECURE PEOPLE



## 20 PARTNER PROGRAMS

## CHILD FOOD INSECURITY RATE



# 27.5%

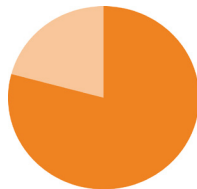
3,300 TOTAL FOOD INSECURE CHILDREN

## OKLAHOMA STATISTICS



# 16.8%

OVERALL STATE FOOD INSECURITY RATE

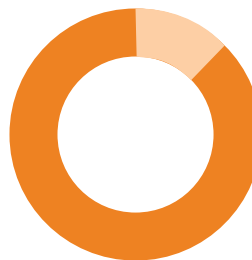


# 23.8%

STATE CHILD FOOD INSECURITY RATE


# 15.1%

SENIORS LIVING IN POVERTY



# 6.7%

UNEMPLOYMENT RATE AVERAGE



# \$2.80

AVERAGE COST PER MEAL

