

COUNTY QUICK FACTS

These quick fact sheets include data from Feeding America's Map the Meal Gap, the Bureau of Labor Statistics, and the United States Census Bureau, compiled by the Community Food Bank of Eastern Oklahoma.

LATIMER COUNTY



10,921

2014 POPULATION


105,963

MEALS DISTRIBUTED FY2016

FOOD INSECURITY RATE

18%

1,970 TOTAL FOOD INSECURE PEOPLE



5 PARTNER PROGRAMS

10.5%

SENIORS LIVING IN POVERTY

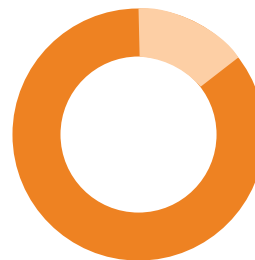


CHILD FOOD INSECURITY RATE



26.5%

690 TOTAL FOOD INSECURE CHILDREN



7.9%

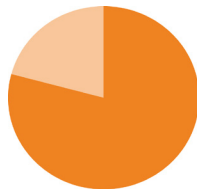
UNEMPLOYMENT RATE AVERAGE

OKLAHOMA STATISTICS



16.8%

OVERALL STATE FOOD INSECURITY RATE



23.8%

STATE CHILD FOOD INSECURITY RATE



\$2.88

AVERAGE COST PER MEAL

