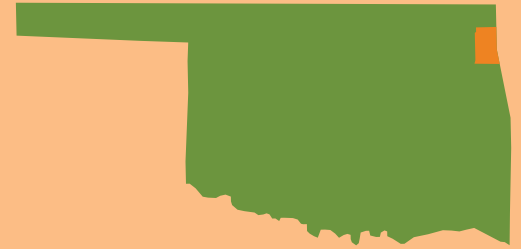


COUNTY QUICK FACTS

These quick fact sheets include data from Feeding America's Map the Meal Gap, the Bureau of Labor Statistics, and the United States Census Bureau, compiled by the Community Food Bank of Eastern Oklahoma.

DELAWARE COUNTY



41,415

2014 POPULATION


732,100

MEALS DISTRIBUTED FY2016

FOOD INSECURITY RATE

16.9%

6,980 TOTAL FOOD INSECURE PEOPLE



19 PARTNER PROGRAMS

8.7%

SENIORS LIVING IN POVERTY

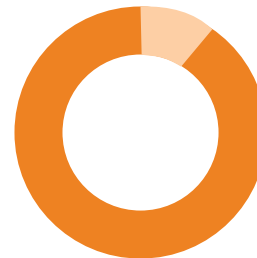


CHILD FOOD INSECURITY RATE



29.5%

2,650 TOTAL FOOD INSECURE CHILDREN



4.8%

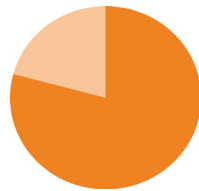
UNEMPLOYMENT RATE AVERAGE

OKLAHOMA STATISTICS



16.8%

OVERALL STATE FOOD INSECURITY RATE



23.8%

STATE CHILD FOOD INSECURITY RATE



\$2.90

AVERAGE COST PER MEAL

Fighting Hunger, Feeding Hope

FOOD BANK

Community FOOD BANK of Eastern Oklahoma
www.okfoodbank.org



FEEDING AMERICA