

COUNTY QUICK FACTS

These quick fact sheets include data from Feeding America's Map the Meal Gap, the Bureau of Labor Statistics, and the United States Census Bureau, compiled by the Community Food Bank of Eastern Oklahoma.

CRAIG COUNTY



14,792

2014 POPULATION

143,719

MEALS DISTRIBUTED FY2016

FOOD INSECURITY RATE

16.4%

2,430 TOTAL FOOD INSECURE PEOPLE



8 PARTNER PROGRAMS

13.6%

SENIORS LIVING IN POVERTY

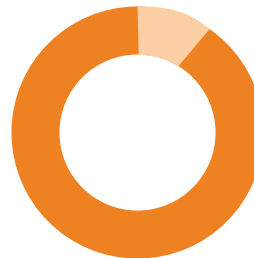


CHILD FOOD INSECURITY RATE



25.2%

830 TOTAL FOOD INSECURE CHILDREN



4.6%

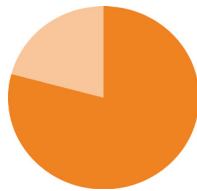
UNEMPLOYMENT RATE AVERAGE

OKLAHOMA STATISTICS




19.8%

OVERALL STATE FOOD INSECURITY RATE



23.8%

STATE CHILD FOOD INSECURITY RATE



\$2.84

AVERAGE COST PER MEAL

