

# COUNTY QUICK FACTS

These quick fact sheets include data from Feeding America's Map the Meal Gap, the Bureau of Labor Statistics, and the United States Census Bureau, compiled by the Community Food Bank of Eastern Oklahoma.

# CHOCTAW COUNTY



# 15,175


2014 POPULATION

# 107,261

MEALS DISTRIBUTED FY2016

## FOOD INSECURITY RATE

# 21.7%



3,290 TOTAL FOOD INSECURE PEOPLE



**9 PARTNER PROGRAMS**

# 16.3%

SENIORS LIVING IN POVERTY

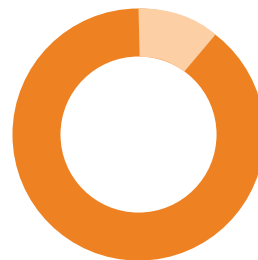


## CHILD FOOD INSECURITY RATE



# 31.8%

1,180 TOTAL FOOD INSECURE CHILDREN



# 7.4%

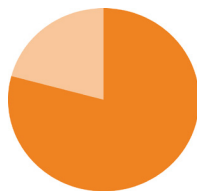
UNEMPLOYMENT RATE AVERAGE

## OKLAHOMA STATISTICS



# 16.8%

OVERALL STATE FOOD INSECURITY RATE



# 23.8%

STATE CHILD FOOD INSECURITY RATE



# \$2.91

AVERAGE COST PER MEAL

Fighting Hunger, Feeding Hope



Community FOOD BANK of Eastern Oklahoma  
[www.okfoodbank.org](http://www.okfoodbank.org)

