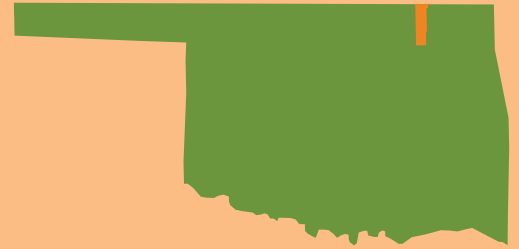


COUNTY QUICK FACTS

These quick fact sheets include data from Feeding America's Map the Meal Gap, the Bureau of Labor Statistics, and the United States Census Bureau, compiled by the Community Food Bank of Eastern Oklahoma.

WASHINGTON COUNTY



51,329

2014 POPULATION

463,813

MEALS DISTRIBUTED FY2015

FOOD INSECURITY RATE

15.0%

7,700 TOTAL FOOD INSECURE PEOPLE



15 PARTNER PROGRAMS

CHILD FOOD INSECURITY RATE

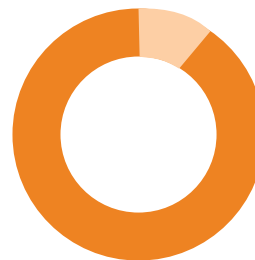


24.8%

3,000 TOTAL FOOD INSECURE CHILDREN

7.3%

SENIORS LIVING IN POVERTY



4.3%

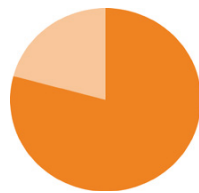
UNEMPLOYMENT RATE AVERAGE MAY 2014

OKLAHOMA STATISTICS



17%

OVERALL STATE FOOD INSECURITY RATE



26%

STATE CHILD FOOD INSECURITY RATE



\$2.62

AVERAGE COST PER MEAL

Fighting Hunger, Feeding Hope

FOOD BANK

Community FOOD BANK of Eastern Oklahoma
www.okfoodbank.org



FEEDING AMERICA™